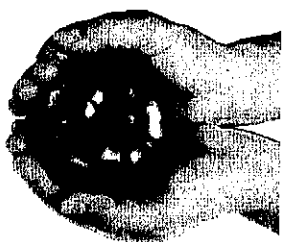

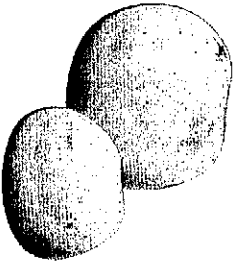


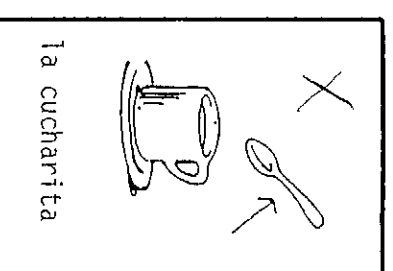
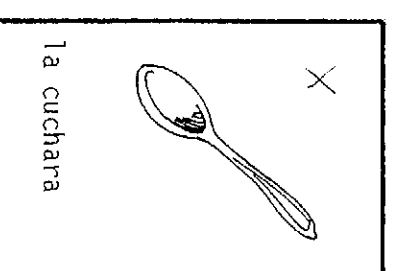
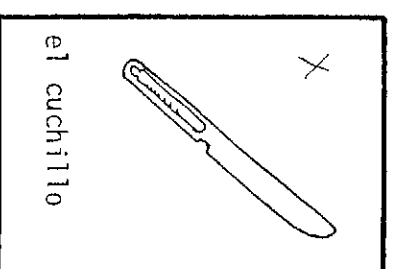
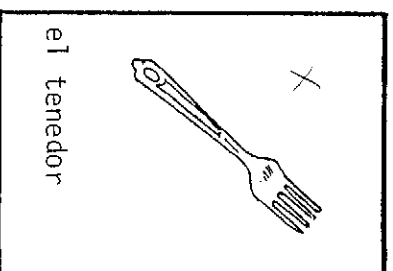
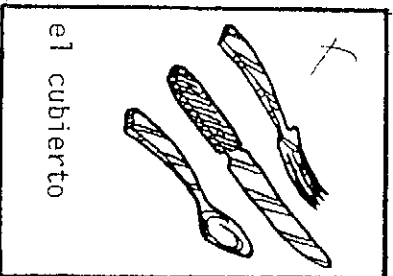
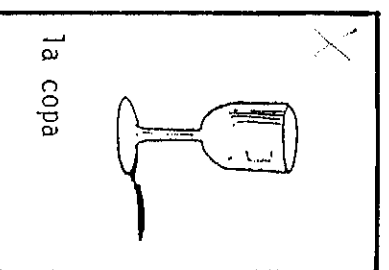
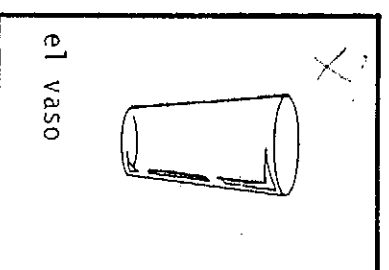
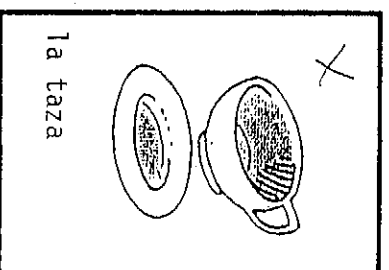
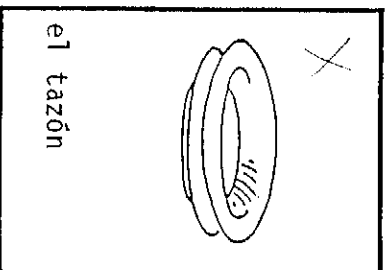

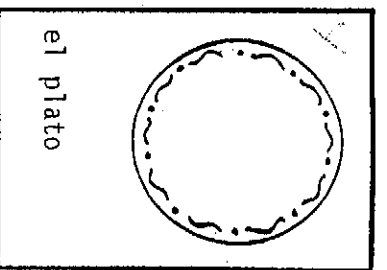
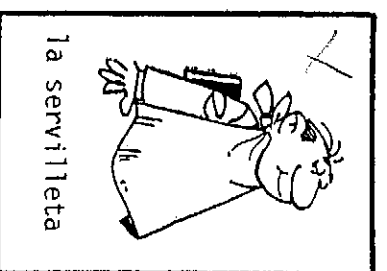
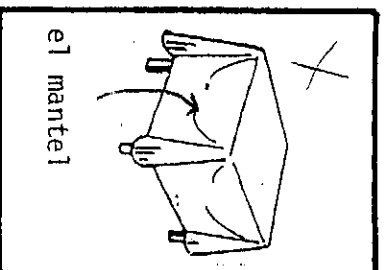
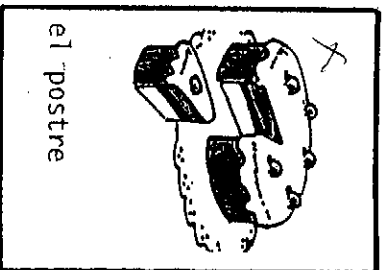
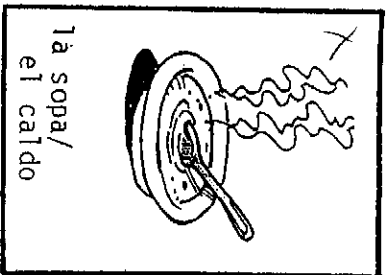
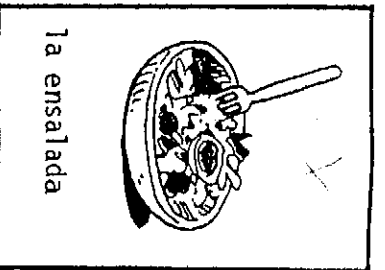
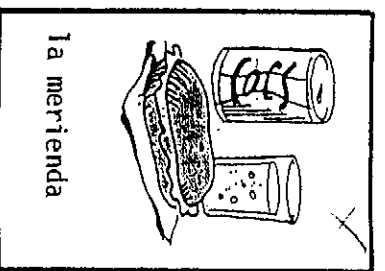
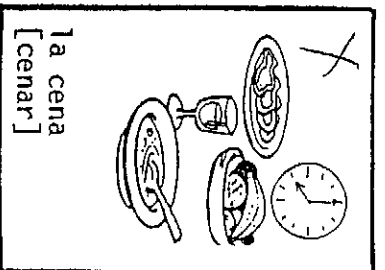
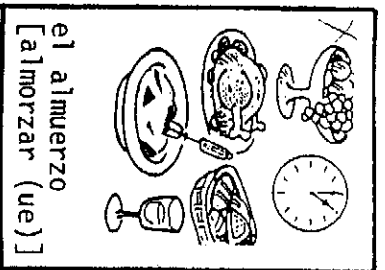
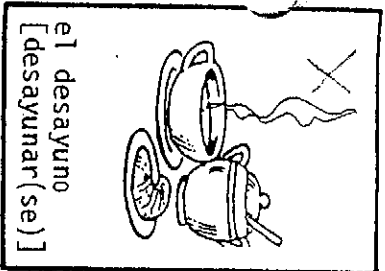


La Comida



La Comida y Más.... Un Repaso

To add	Añadir	Los fideos	The noodles
To ask for, order	Pedir	El flan	The flan
To bake	Cocer al horno	La fruta	The fruit
To beat	Batir	La galleta	The cookie, cracker
To bring	Traer	La hamburguesa	The hamburger
To carry, wear	Llevar	La harina	The flour
To chill	Enfriar	El huevo	The egg
To clean	Limpiar	...frito	The fried egg
To cook	Cocinar	...revuelto	The scrambled egg
To cover	Cubrir	El jamón	The ham
To cut	Cortar	El jugo	The juice
To eat	Comer	La lechuga	The lettuce
To eat breakfast	Desayunar	La mantequilla	The butter
To eat dinner	Cenar	La manzana	The apple
To eat lunch	Almorzar (ue)	La merienda	The snack
To fill	Llenar	El pan	The bread
To fry	Freír	...tostado	The toast
To grill	Asar a la parrilla	...dulce	The sweet roll
To have a snack	Merendar (ie)	Las papas fritas	The French fries
To help	Ayudar	La pasta	The pasta
To make, do	Hacer	El pastel	The cake
To open	Abrir	La patata	The potato
To prepare	Preparar	El pescado	The fish
To put, place	Poner	La pimienta	The pepper
To refill	Rellenar	El pollo	The chicken
To serve	Servir (i)	...frito	The fried chicken
To stir	Revolver (ue)	El postre	The dessert
To try, taste, test	Probar (ue)	El puerco	The pork
To want, like, love	Querer (ie)	El queso	The cheese
To wash	Lavar	La sal	The salt
		La salchicha	The sausage
		La salsa	The sauce, salsa
El aceite	The oil	La sopa	The soup
La aceituna	The olive	La tapa	The appetizer
El arroz	The rice	La tarta	The cake, tart
...con pollo	The chicken with rice	El tomate	The tomato
El azúcar	The sugar	La torta	The sandwich
El bistec	The steak	La tortilla	The tortilla
Los calamares	The squid	...española	The potato omelet
La carne	The meat	La verdura	The vegetable
...de res	The beef	El yogur	The yogurt
La cebolla	The onion	La zanahoria	The carrot
El cereal	The cereal	El zumo	The juice
El chorizo	The (spicy) sausage		
La enchilada	The enchilada		
La ensalada	The salad		
...mixta	The mixed salad		



En la mesa ~ at the table

El cuchillo	The knife
El tenedor	The fork
La cuchara	The spoon
El plato	The plate
El vaso	The glass
La taza	The mug, cup
El platillo	The saucer, small plate
El tazón	The (large) bowl, the serving bowl
La escudilla	The (small) bowl, the cereal bowl
La servilleta	The napkin
El mantel	The tablecloth
La pimienta	The pepper
La sal	The salt

¿a aparte




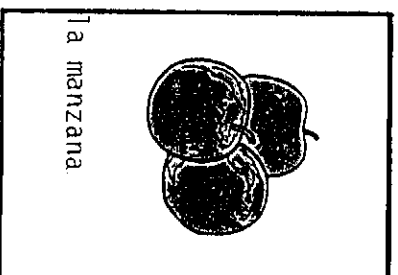

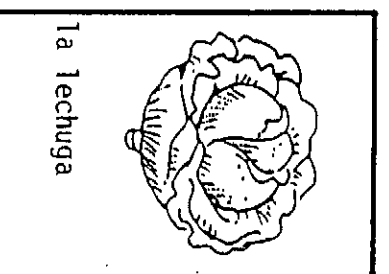

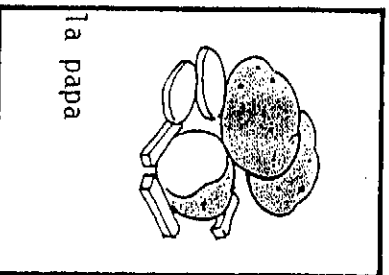
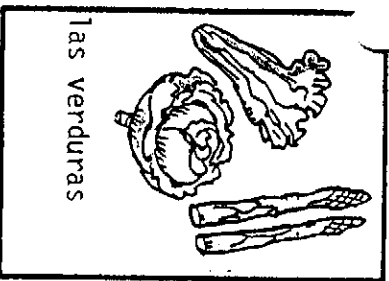
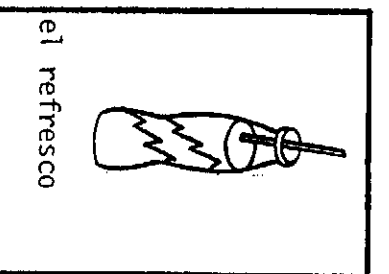
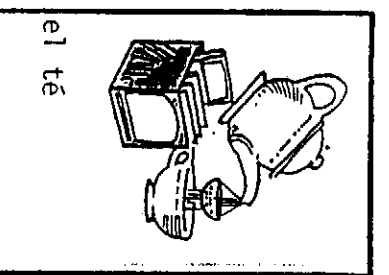
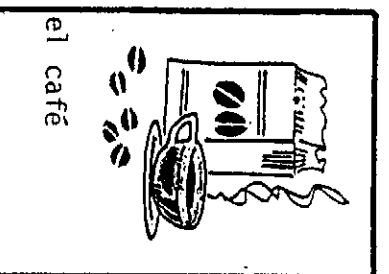
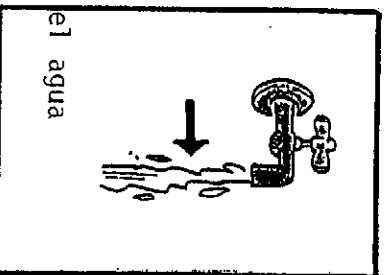

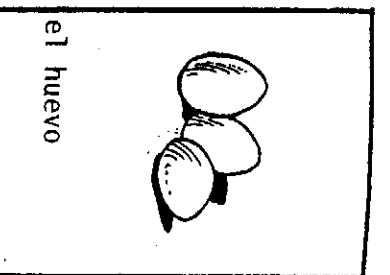

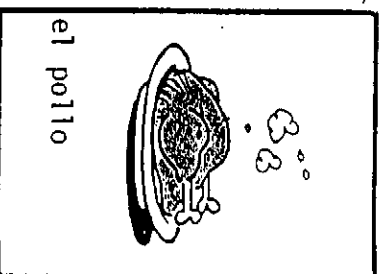
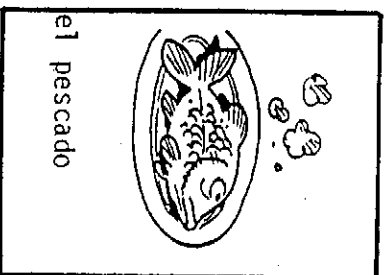

¿ME trae...?

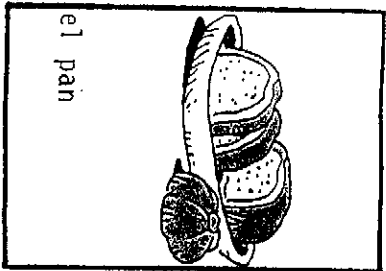
Richissime

Los verbos útiles con la comida. . .

Almorzar (o-ue)	To eat lunch
Cenar	To eat dinner/have dinner
Costar (o-ue)	To cost
Dar*	To give
Desayunar	To eat breakfast
Gustar*	To like
Gustaría/n	Would like
Merendar (e-ie)	To have a snack
Ofrecer (c-z)	To offer
Pedir (e-i)	To order, ask for
Poner (g) la mesa	To set the table
Querer(e-ie)	To want
Quisiera	I would like...
Servir (e-i)	To serve
Traer (g)	To bring

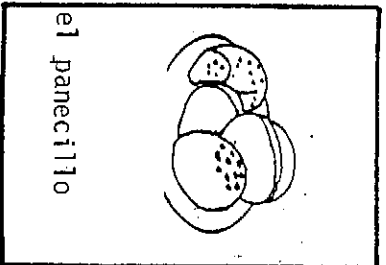
La cuenta, por favor.





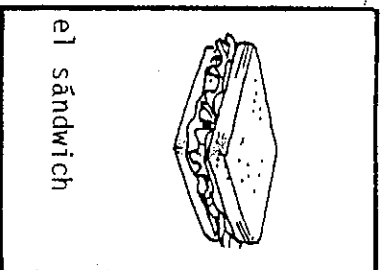
el pan

1



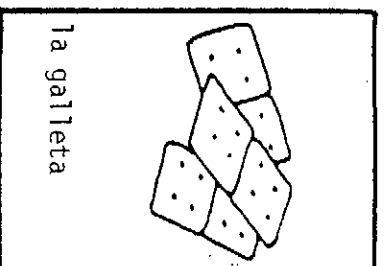
el panecillo

2



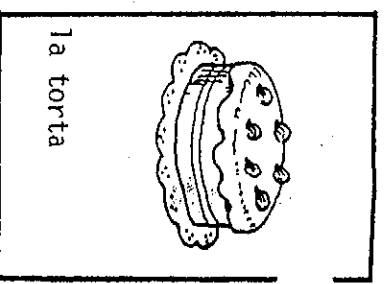
el sándwich

3



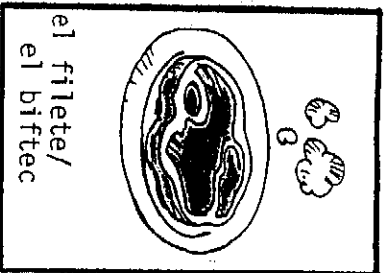
la galleta

4



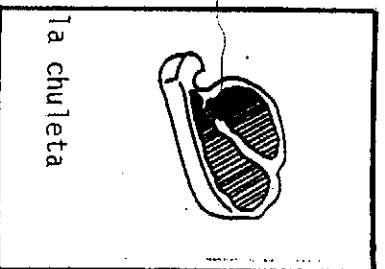
la torta

5



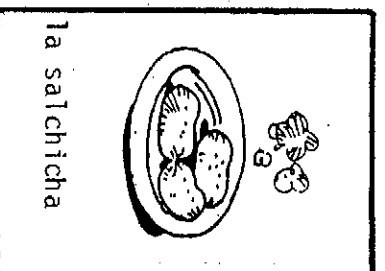
el filete/
el biftec

6



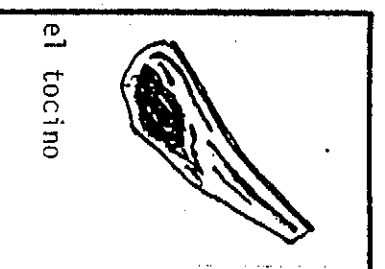
la chuleta

7



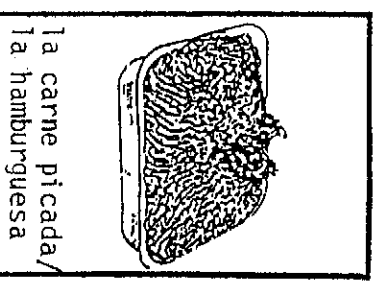
la salchicha

8



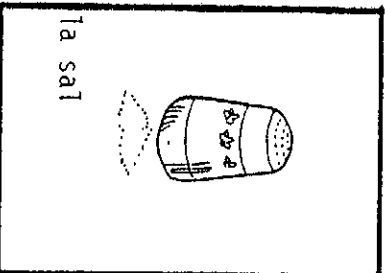
el tocino

9




la carne picada/
la hamburguesa

10



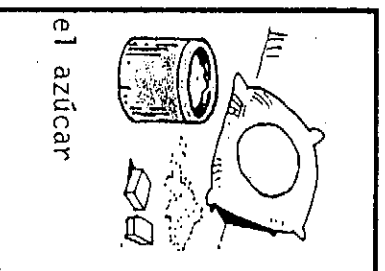
la sal

11



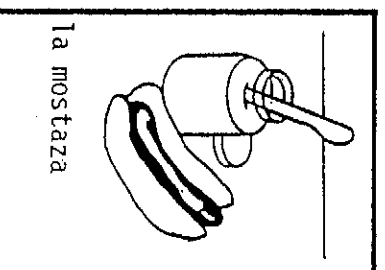
la pimienta

12




el azúcar

13



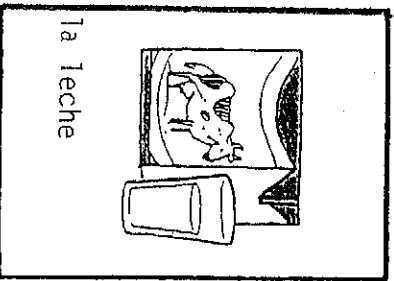
la mostaza

14



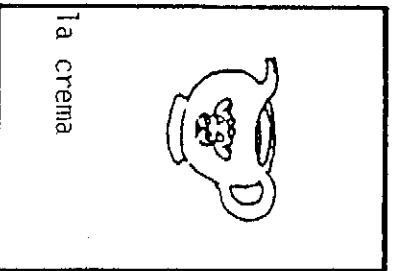
la salsa de
tomate

15



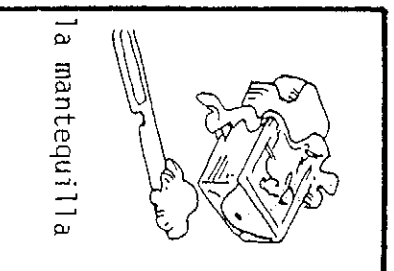
la leche

16



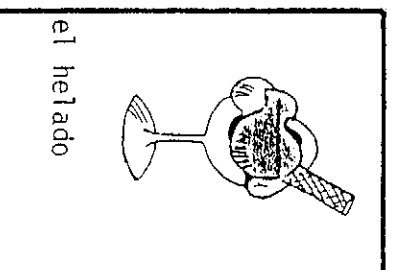
la crema

17




la mantequilla

18




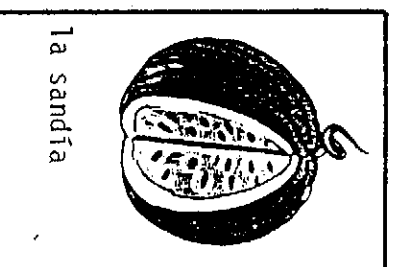
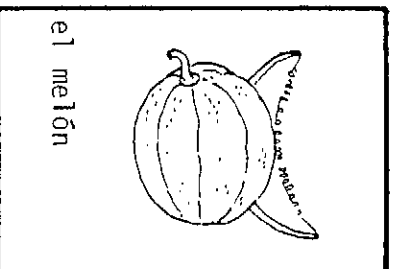
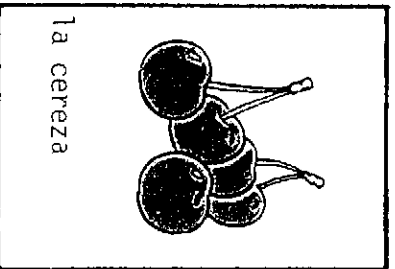

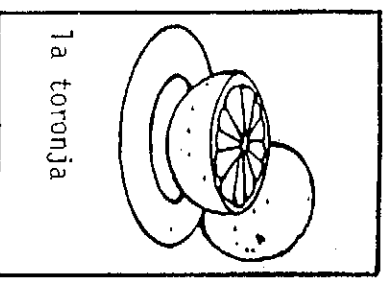
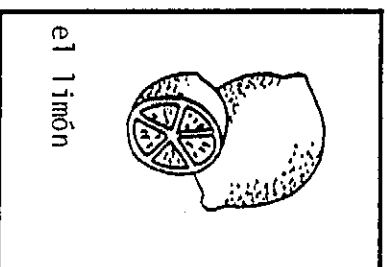
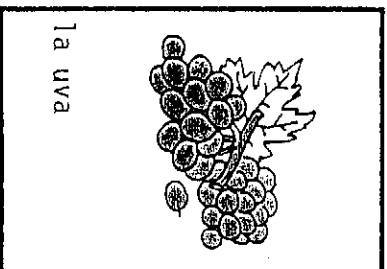
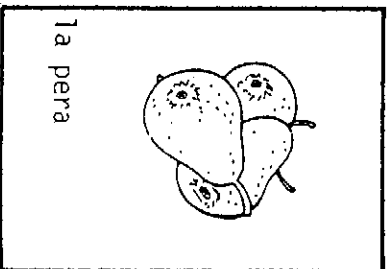
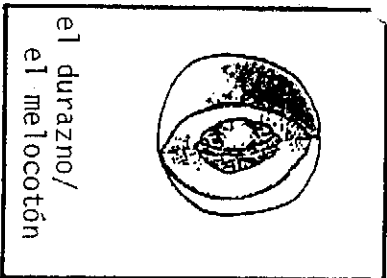
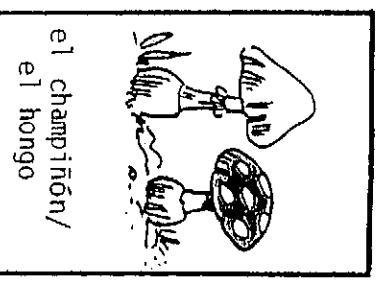

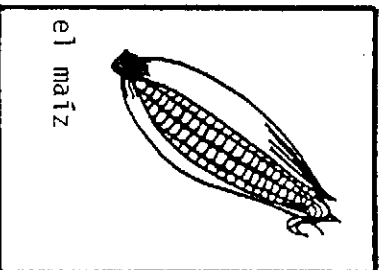
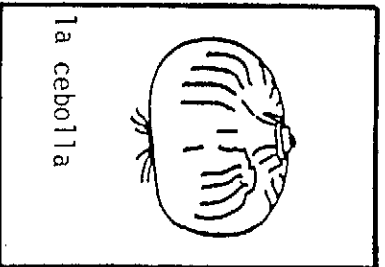


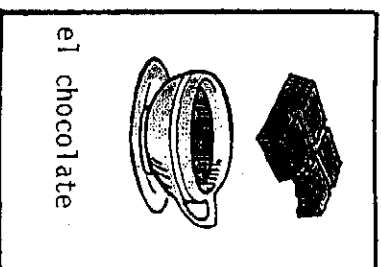
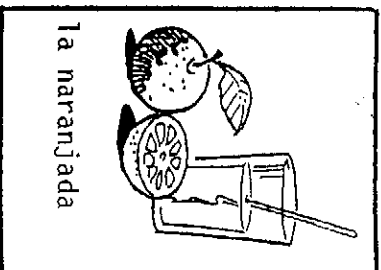
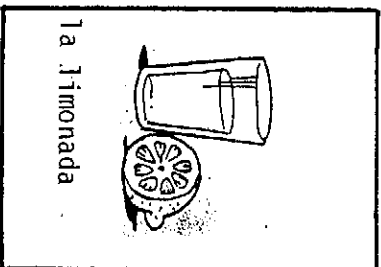
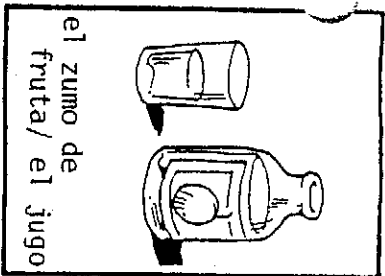
el helado

19




el queso

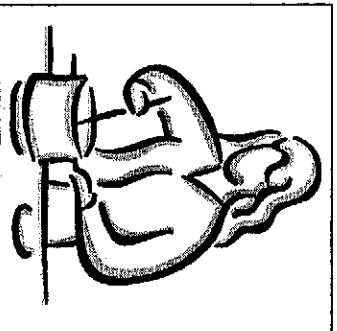
20



A Cocinar - Los Verbos



- | | |
|-----------------------|--------------------|
| • To add | Añadir |
| • To ask for, order | Pedir |
| • To bake | Cocer al horno |
| • To beat | Batir |
| • To bring | Traer |
| • To carry, wear | Llevar |
| • To chill | Enfriar |
| • To clean | Limpiar |
| • To cook | Cocinar |
| • To cover | Cubrir |
| • To cut | Cortar |
| • To eat | Comer |
| • To eat breakfast | Desayunar |
| • To eat dinner | Cenar |
| • To eat lunch | Almorzar (ue) |
| • To fill | Llenar |
| • To fry | Freír |
| • To grill | Asar a la parrilla |
| • To have a snack | Merendar (ie) |
| • To help | Ayudar |
| • To make, do | Hacer |
| • To open | Abrir |
| • To prepare | Preparar |
| • To put, place | Poner |
| • To refill | Rellenar |
| • To serve | Servir (i) |
| • To stir | Revolver (ue) |
| • To try, taste, test | Probar (ue) |
| • To want, like, love | Querer (ie) |
| • To wash | Lavar |



Los Números

Notice that "y" is used only in numbers 31-99 (and 131-199, 231-299, 331-399, etc.) and it is not used to separate hundreds from tens.

Correct: ciento ochenta y nueve

Incorrect: ciento y ochenta y nueve

To get to 1000, all of the rules you have learned so far continue to apply. All you need to do now is learn to count by 100s all the way to 1000, and that is quite easy:

- 100. cien
- 200. doscientos
- 300. trescientos
- 400. cuatrocientos
- 500. quinientos
- 600. seiscientos
- 700. setecientos
- 800. ochocientos
- 900. novecientos
- 1000. mil

~~1,000. mil~~ *115n*

Here are some more examples:

- 142. ciento cuarenta y dos
- 375. trescientos setenta y cinco
- 612. seiscientos doce
- 907. novecientos siete
- 999. novecientos noventa y nueve

<i>cuartola)</i>	<i>quarter</i>
<i>la docena</i>	<i>dozen</i>
<i>el gramo</i>	<i>gram</i>
<i>el kilo</i>	<i>kilogram</i>
<i>el litro</i>	<i>liter</i>
<i>medio</i>	<i>half</i>
<i>el pedazo</i>	<i>piece</i>
<i>el paquete</i>	<i>packet</i>
<i>la botella</i>	<i>bottle</i>
<i>la lata</i>	<i>can</i>

Remember from an earlier lesson, there is a masculine and a feminine form for the number one:

un libro..... one book
una pluma..... one pen

This is also true for the numbers 200, 300, 400, etc.

doscientos libros
doscientas plumas
cuatrocientos señores
cuatrocientas señoras

When there is exactly 100 of something, and the number is used with the noun, use the shortened form "cien."

cien dólares
cien gatas
cien parros
cien pesetas

Finally, in Spanish a period is used to indicate thousands, and a comma is used as a decimal point.

English.....1,543.67
Spanish.....1.543,67

STUDY SPANISH NOW

Los Adjetivos Demonstrativos – Demonstrative Adjectives

- When you point out specific things, you use **demonstrative adjectives**.
- A demonstrative adjective describes the location of a **noun** in relation to a **person**.
- There are 3 sets of demonstrative adjectives:
 - This/these
 - That/those
 - That (over there)/those (over there).

This/these	Masculine	Feminine
Singular	Este – this	Esta - this
Plural	Estos – these	Estas - these

That/those	Masculine	Feminine
Singular	Ese – that	Esa - that
Plural	Esos – those	Esas - those

That/those (over there)	Masculine	Feminine
Singular	Aquel – that (over there)	Aquella – that (over there)
Plural	Aquellos – those (over there)	Aquellas – those (over there)

Los Pronombres Demonstrativos – Demonstrative Pronouns

- When you point out specific things, you use **demonstrative pronouns**.
- A demonstrative pronoun is used in place of the **adjective** and the **noun**.
- Demonstrative pronouns are the **same** as the demonstrative adjectives except that they have an **accent**.
- There are 3 sets of demonstrative pronouns:
 - This one/these
 - That one/those
 - That one (over there)/those (over there).

This one/these	Masculine	Feminine
Singular	éste – this one	ésta – this one
Plural	éstos – these	éstas - these

That/those	Masculine	Feminine
Singular	ése – that one	ésa - that
Plural	esos – those	éstas - those

That/those (over there)	Masculine	Feminine
Singular	aquél – that one (over there)	aquélla– that one (over there)
Plural	aquellos – those (over there)	aquéllas – those (over there)

Las Expresiones Negativas

Affirmative Expressions		Negative Expressions	
Alguno/a/os/as	Some, any	Ninguno/a/os/as	No, none, not any
Algún	Some, any	Ningún	No, none, not any
Alguien	Someone, somebody	Nadie	No one, nobody, not anyone
Algo	Something	Nada	Nothing, not anything
Siempre	Always	Nunca	Never
		Casi nunca	Hardly ever
Alguna vez	Ever	Jamás	Never again, ever
O...o	Either...or	Ni...ni	Neither...nor
También	Also, too	Tampoco	Either, neither
Yo también	Me also, me too	Yo tampoco	Me either, me neither
Pero	But	Sino, sino que	But, but rather
Con	With	Sin	Without
Conmigo	With me		
Contigo	With you		
Consigo	With him, her, them, With you (form./pl)		

Pero, Sino, Sino que

Pero	But	Pero is used instead of SINO if there is no direct contradiction between the two parts of the sentence. * Be careful, the sentence can have the word "no" in it and still use "pero".
		<ul style="list-style-type: none"> • Example: Mi primo no es francés pero vive en París. • Example: Mis hermanos van a nadar pero no tienen trajes de baño.
Sino	But But instead But rather	Sino is used if the 1 st part of the sentence is negative and the 2 nd part of the sentence is contradictory.
		<ul style="list-style-type: none"> • Example: No fuimos a la playa, sino la piscina. • Example: No nos quedamos en la alcoba, sino en la sala.
Sino que	But But instead But rather	Sino que has almost the same rules as sino. Use sino que when the 1 st part of the sentence is negative and when the sentence is a compound sentence.
		<ul style="list-style-type: none"> • Example: No vamos a la tienda, sino que comemos en el café. • Example: No nos quedamos en casa, sino que fuimos al cine.